

PULS does it again:  
practical, versatile and reliable like  
the SilverLine – yet small like no other.

**PULS**

CE

UL US LISTED

CB  
scheme



Data Sheet

# MiniLine ML30.100 with DC 24-28V / 30W

- Mounted and connected in record time, no tools required
- World-wide approvals (UL, EN, CSA, CB Scheme) for industry and office/home
- Tiny: WxHxD = 45 x 75 x 91mm
- NEC Class 2 Power Supply and Hazardous Location Class I Div. 2 (UL 1604)
- Output voltage adjustable to DC 28V
- 100-240V Wide Range Input (AC 85...264V permitted)
- PULS Overload Design™ (no switch off at overload but up to 1.5 times nominal current)

PULS GmbH, Arabellastrasse 15, D-81925 Munich  
Tel. +49.(0)89.9278-244, Fax: +49.(0)89.9278-299  
sales@puls-power.com, <http://www.puls-power.com>

**Mini is more.**

ML30e100/040629


# ◆ Technical Data ML30.100

◆ Input	
Input voltage	AC 100-240V (Wide Range), 47...63Hz Admiss. limits: AC 85...264V (DC 85...375V)
Input current	<0.6A (@ AC 100V, 30W P <sub>out</sub> ) <0.35A (@ AC 196V, 30W P <sub>out</sub> )
External Fusing	Not required, unit provides internal fuse (T3AH, not accessible)
Transient immunity	Transient resistance acc. to VDE 0160 / W2 (750V / 1.3ms), over entire load range
Hold-up time (see diagram below)	>190ms bei AC 230V, 24V / 1.3A >107ms @ AC 196V, 24V / 1.3A >19ms @ AC 100V, 24V / 1.3A

◆ Efficiency, Reliability	
Efficiency	typ. 87.5% (AC 230V, 24V / 1.3A) (see also diagram below)
Losses	typ. 4.5W (AC 230V, 24V / 1.3A)
MTBF (Reliability)	ca. 650.000h acc. to Siemensnorm SN 29500 (24V/1.3A, AC 230V, T <sub>amb</sub> = +40°C)

Prior to shipment, every unit undergoes the following tests in order to isolate any defective units which might suffer an early failure:

- Run-in/burn-in (Full load, T<sub>amb</sub> = +60°C, on/off cycle)
- Functional test (100%)

◆ Construction, Mechanics, Installation	
Robust plastic housing (US Patent No. D442, 9235), fine ventilation grid on three housing sides to keep out small parts (e.g. screws), IP20	
Dimensions and weight	
• B x H x T	45mm x 75mm x 91mm (+ DIN Rail) Depth incl. terminals: 98mm (+ DIN Rail)
• Weight	230g
Mounting orientation	 (cf. 'Output')
Ventilation/Cooling	Normal convection, no fan required
• Free space f. cooling	recom'd.: 25mm on sides with ventilation grid
Easy snap-on mounting onto the DIN-Rail (TS35/7,5 or TS35/15). Unit sits safely and firmly on the rail; no tools required even to remove	
Connection	by Spring Clamp terminals; uniformly firm hold, vibration-resistant and maintenance-free: 2 terminals per output
Connector size range	
• flexible cable	0.3-2.5mm <sup>2</sup> (28-12 AWG)
• solid cable	0.3-4mm <sup>2</sup> (28-12 AWG) Ferrules admissible
• Wire strip length	6mm (0.24in) recommended

◆ Output	
Output voltage	DC 24-28V, adj. by front panel potentiometer • preset 24.5V ±0.5%
Voltage regulation	stat. 0.5% V <sub>out</sub> , dyn. ±2% V <sub>out</sub> overall
Ripple/Noise	<50mV <sub>pp</sub> (20MHz bandw., 50 Ω-measur.)
Overvoltage prot. (OVP)	<40V
Output noise suppression	EMI values below EN 61000-6-3, even when using long (>2m), unshielded output cables
Rated continuous loading	up to 1.3A (convection cooling) depending on built-in orientation, V <sub>in</sub> and T <sub>amb</sub> ; for details see derating diagram below
Overload behaviour	<b>PULS Overload Design™</b> : No switch-off at overload/short-circuit, instead: up to 1.5 · I <sub>rated</sub> . So you need no oversizing to start awkward loads.
Protection	Unit is protected against (also permanent) short-circuit, overload and open-circuit
Derating	depending on built-in orientation; see diagram below
Parallel operation	Yes
Power back immunity	35V
Operation indicator	Green LED (DC ON)

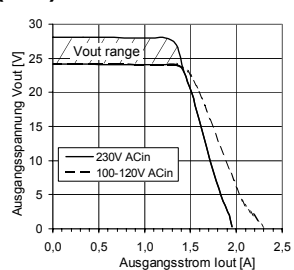
◆ Environmental Data, EMC, Safety	
Ambient temperature range (measured 25mm below unit)	
• storage, transport	-25°C ... +85°C
• operation	-10°C ... +70°C (for derating see diagram below)
Humidity	max. 95% (without condensation)
Electromagnetic emissions (EME)	EN 61000-6-3 (includes EN 61000-6-4) Class B (EN 55011, EN 55022) incl. output noise suppression
Electromagnetic immunity (EMI)	EN 61000-6-2 (includes EN 61000-6-1)
Safe low voltage:	SELV (EN60950, VDE0100/T.410), PELV (EN50178)
Prot. class/degree:	Class I (EN60950) / IP20 (EN60529)

The PSU complies with all major **safety approvals** for EU (EN 60 950, EN 60204-1, EN 50178), USA (UL 60950, E137006, UL508 LISTED, E198865), Canada (CAN/CSA-C22.2 No 60950 [CUR], CAN/CSA-C22.2 No. 14 [CUL]), CB Scheme (IEC 60950). NEC Class 2 Power Supply and Hazardous Location Class I Div. 2 (UL 1604)

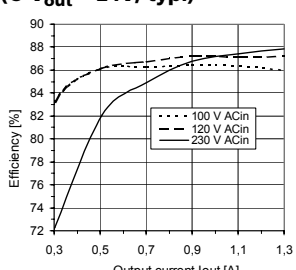
- Design details – for your advantage:
- All terminals are easy to reach as mounted on the front panel.
  - Input and output are strictly apart from each other (input below, output above) and so cannot be mixed up
  - **Mounting and connection do not require any screwdriver**  
→ Easy, quick, durable and reliable installation

## ◆ Diagrams

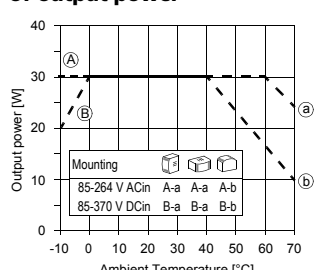
**Output characteristic V<sub>out</sub>/I<sub>out</sub> (min.)**



**Efficiency (@ V<sub>out</sub> = 24V, typ.)**



**Derating of output power**



**Hold-up time with ACin (@ V<sub>out</sub> = 24V, typ. + min.)**

